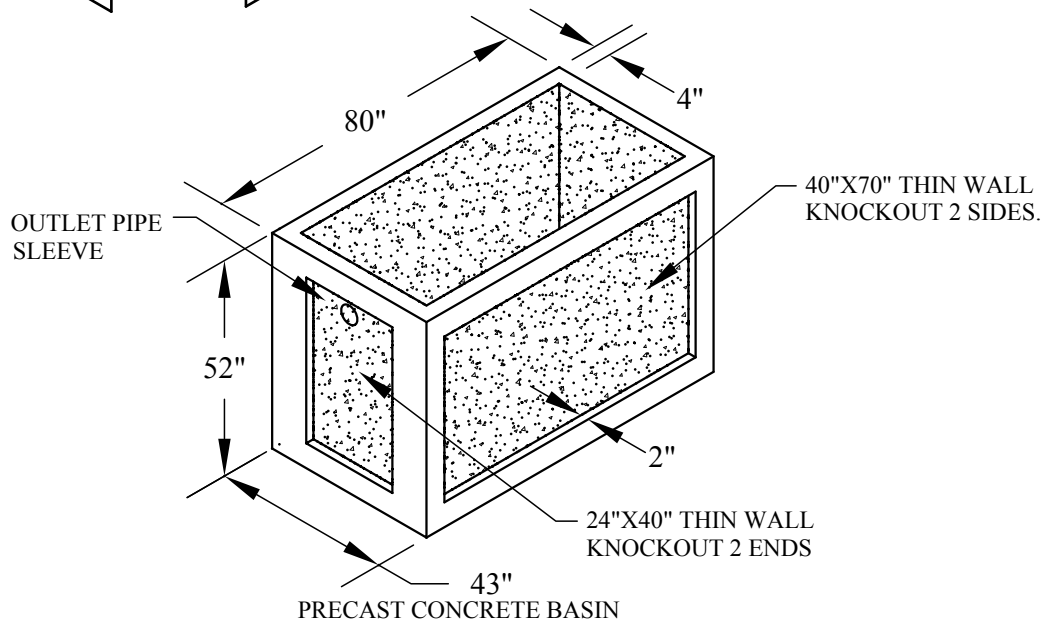
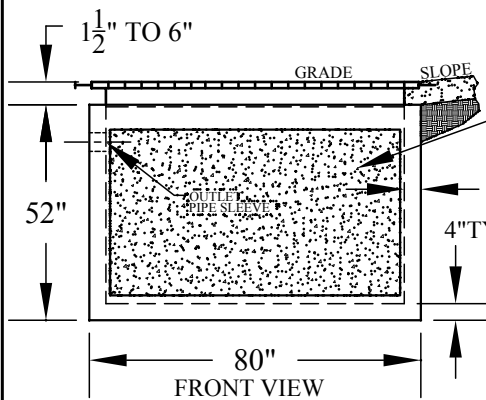


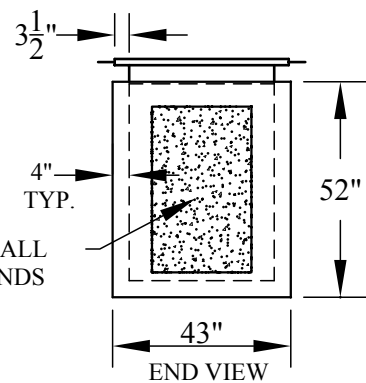
**GRATING:** ALL STEEL FAB. SHALL BE IN ACCORD. TO AWA D1.1. STEEL SHALL BE ASTM A36 CARBON STL, AND HOT-DIPPED GALV. AFTER FAB. IN ACCORD. TO ASTM A123. GALVANIZED BAR GRATING 1 1/2"X3/16" WITH ADJUSTABLE STEEL FRAME. (STD. 300 PSF OR H-20 TRAFFIC LOAD RATING).



**PRECAST CONCRETE BASIN**



**FRONT VIEW**



**END VIEW**

**CONCRETE:** CLASS 1 CONCRETE W/ A DESIGN STRENGTH OF 4500 PSI @ 28 DAYS. UNIT IS OF MONOLITHIC CONSTRUCTION AT FLOOR AND 1ST. STAGE OF WALL WITH SECTIONAL RISER TO REQ. DEPTH. RATED FOR H-20 LOADING.

**REINFORCEMENT:** GRADE 60 REBAR TO CONFORM TO ASTM A615 ON REQ. O.C.

FILE:CARWACATBASIN

## CAR WASH CATCH BASIN

**TEXAS PRECAST, L.L.C.**

PO BOX 1525  
SANTA FE TEXAS 77510

SC: 1"=40"

DATE: 04/19/03

DR. BY: S. LA SALLE